

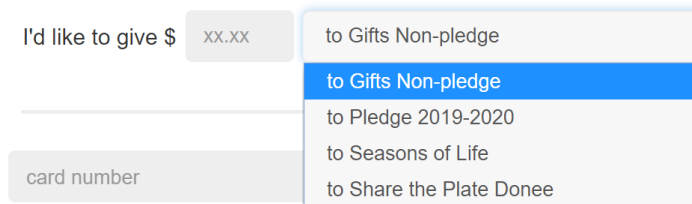
Our new Breeze Church Management software enables many different ways to contribute funds to CVUUS! 3 are documented here.

1) Credit card by computer: <https://cvuus.breezechms.com/give/online>

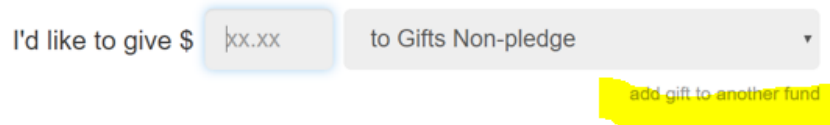
It defaults to Non-Pledge, general giving but you can change it or add more to split



Enter the amount you want to give and it defaults to Gifts Non-pledge but you can use the drop down on the right of that field to choose another giving category



Or choose the add gift to another fund



I'd like to give \$ to Gifts Non-pledge ▼
and to Share the Plate Donee ▼
\$0.00 [remove fund](#) | [add gift to another fund](#)

Fill out the other fields in the form including credit card information and select frequency (it defaults one time gift, but you can use the drop down on the right to choose something different)

Add comments for Kris Butler our Bookkeeper if necessary and click Donate Now.

one time gift ▼
Comments (optional)

Donate Now

A copy of the transaction will go to fm@cvuus.org (the bookkeeper account) and you will get a confirmation email if you provided that information.

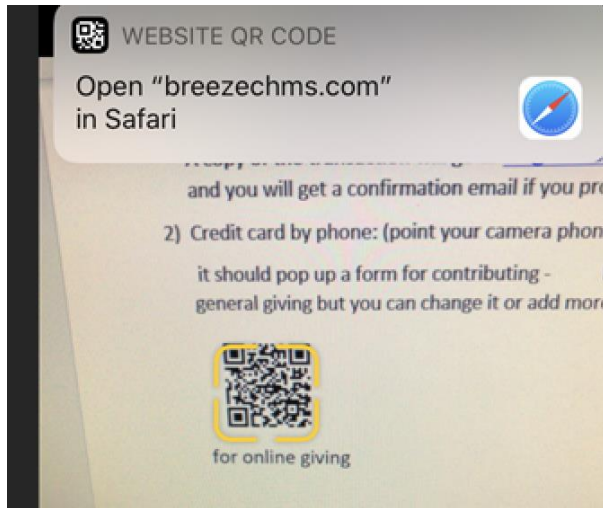
2) Credit card by phone: (point your camera phone at this QR code)

it should pop up a form for contributing - It defaults to Non-Pledge, general giving but you can change it or add more to split




for online giving

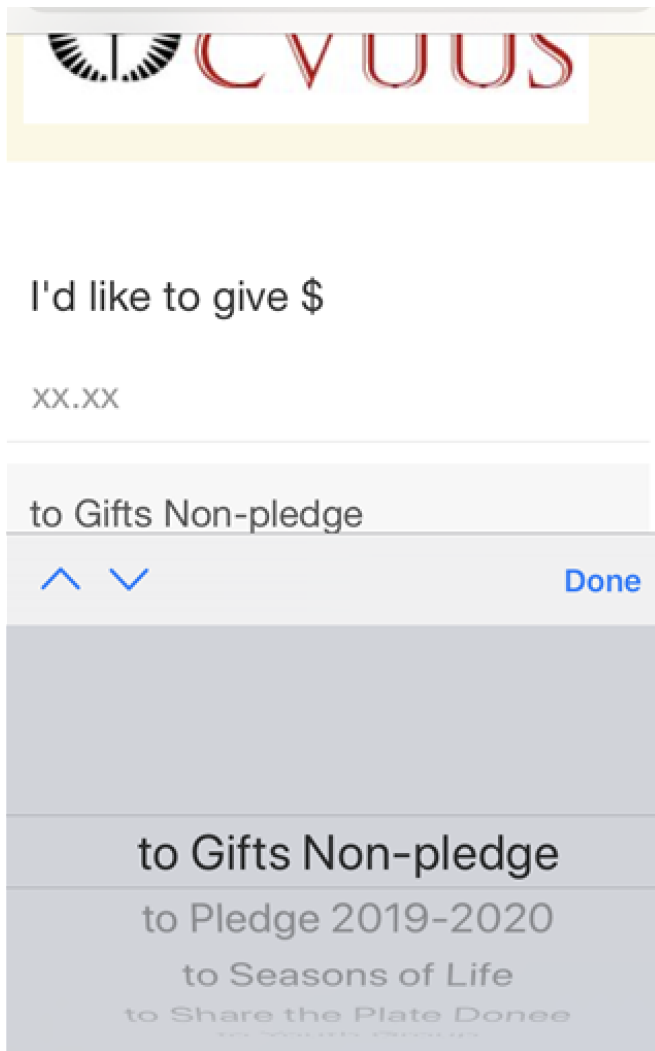
I pointed my camera at the QR code above and the box “honed in” on the code and provided the popup at the top asking if I wanted to open breezechms.com in Safari so I click that to continue (this is an iPhone, other phones may work differently, but should be similar)



Clicking that popup takes me to our CVUUS giving page



Enter the amount you want to give and it defaults to Gifts Non-pledge but you can touch those words and choose another giving category from the list provided (this shows a scroll list at the bottom of my screen)



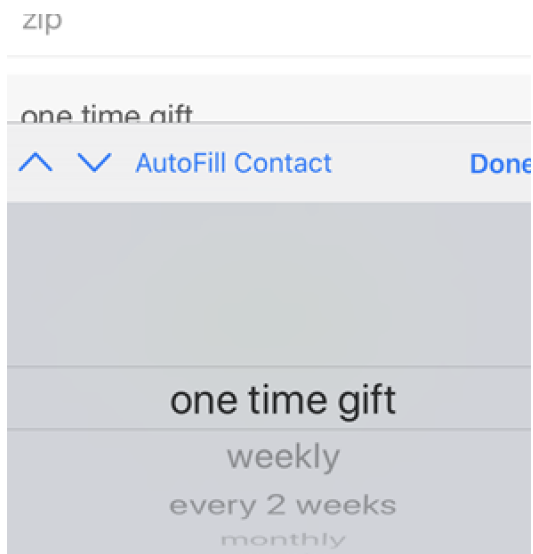
XX.XX

to Gifts Non-pledge

add gift to another fund

Or choose the add gift to another fund

Fill out the other fields in the form including credit card information and select frequency (it defaults one time gift, but you touch those words and choose another frequency from the list provided (this shows a scroll list at the bottom of my screen)



Add comments for Kris Butler our Bookkeeper if necessary and click Donate Now.

A copy of the transaction will go to fm@cvuus.org (the bookkeeper account) and you will get a confirmation email if you provided that information

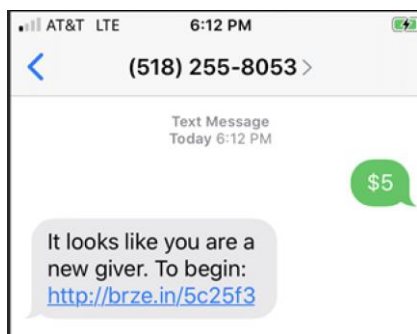
3) Text to give by phone: call (518) 255-8053 (any amount appreciated) format:

Text **\$50** to give \$50 to Non-Pledge, general giving

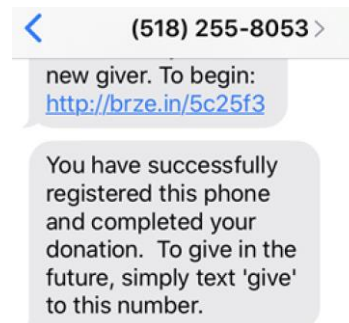
Text **\$50 pledge** to give \$50 to Pledge 2019-2020

Text **\$50 donee** to give \$50 to Share the Plate Donee

First time text givers will be prompted to provide their payment method via a secure web page (the same process as you see in the QR code method of giving)



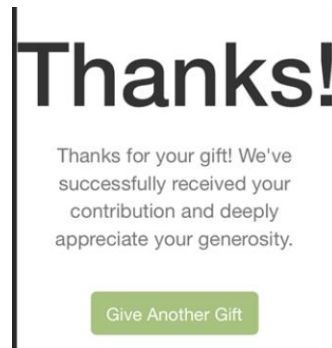
once done you get this text



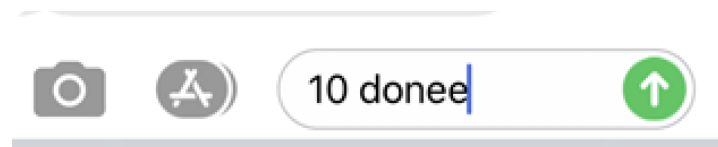
You can only text to one fund at a time.

You can setup reoccurring donations from texts by adding the word weekly, biweekly, monthly, or yearly after the amount and fund, if named.

You can also type refund to refund a text gift within 24 hours of giving it.



The next time you text



It thanks you right away without having to enter anything else

